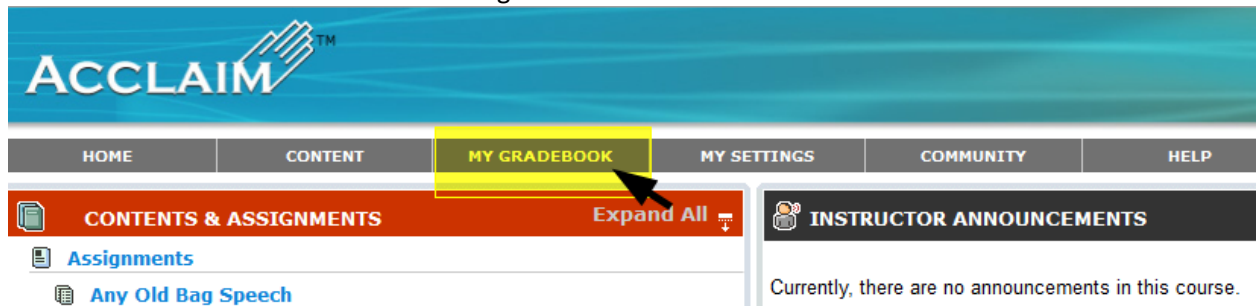


## Viewing Grades and Video Feedback

Follow the steps below to view your grade.

1. Log into your account using your Login Name and Password.
2. Select MY GRADEBOOK from the navigation bar.



3. You will be taken to your grade book to view the grade you received for each speech.

### Personal Grades

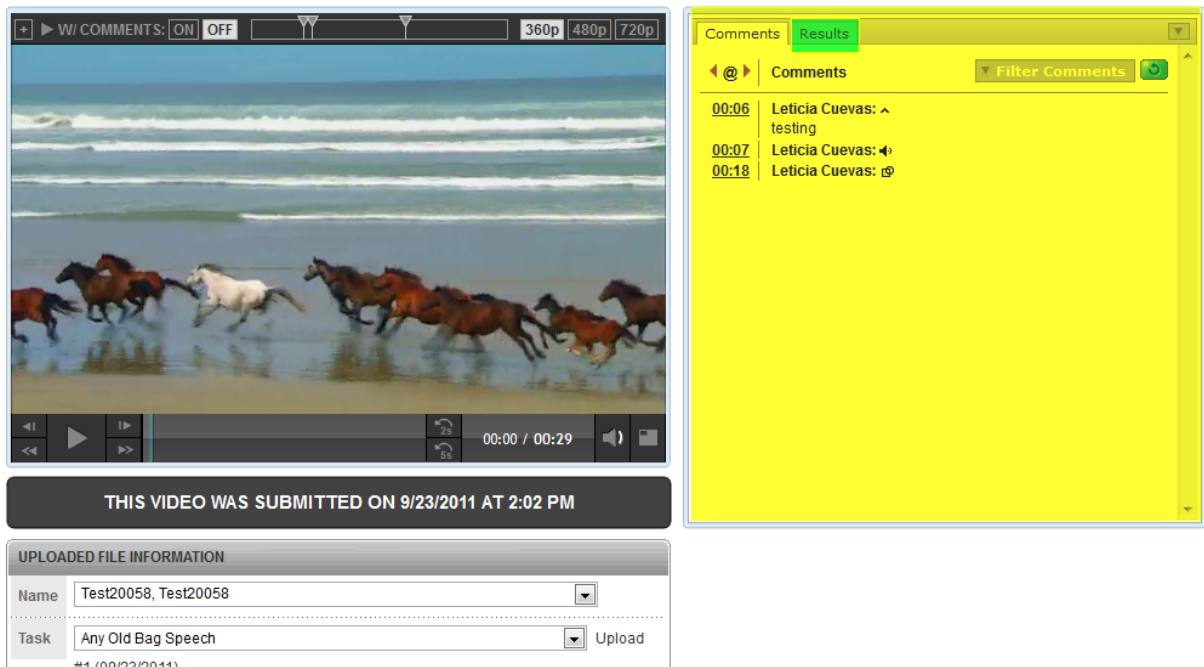
Printed below is a report of the grades in this course for the work done by Test20058 Test20058, whose user name is Test20058.

Assignment	Grade	Weight	% of Final	Submitted	Due Date
<a href="#">Any Old Bag Speech</a>	100%	1	16.67	Fri 23 Sep 11	
<a href="#">Informative Speech</a>		1	16.67	Wed 28 Sep 11	
<a href="#">Group Presentation</a>		1	16.67		
<a href="#">Persuasive Speech</a>		1	16.67	Thu 29 Sep 11	

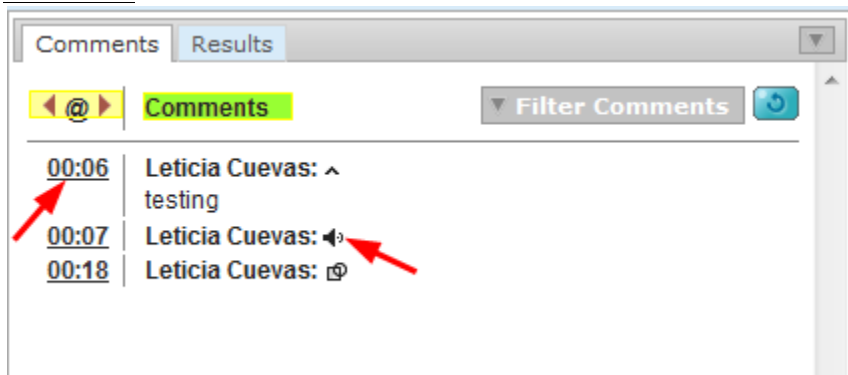
Follow the steps below to view feedback left by the instructor and peers.

1. Log into your account using your Login Name and Password.
2. You can access instructor and peer feedback through MY GRADEBOOK and clicking on the speech you would like to view.
3. You can also access the feedback by selecting the speech from the CONTENTS & ASSIGNMENTS tab on the course home page.

- You will be directed to your video page and the feedback section will be located on the right side of the page. (Your grade can also be accessed here by selecting 'Results' from the comment section).

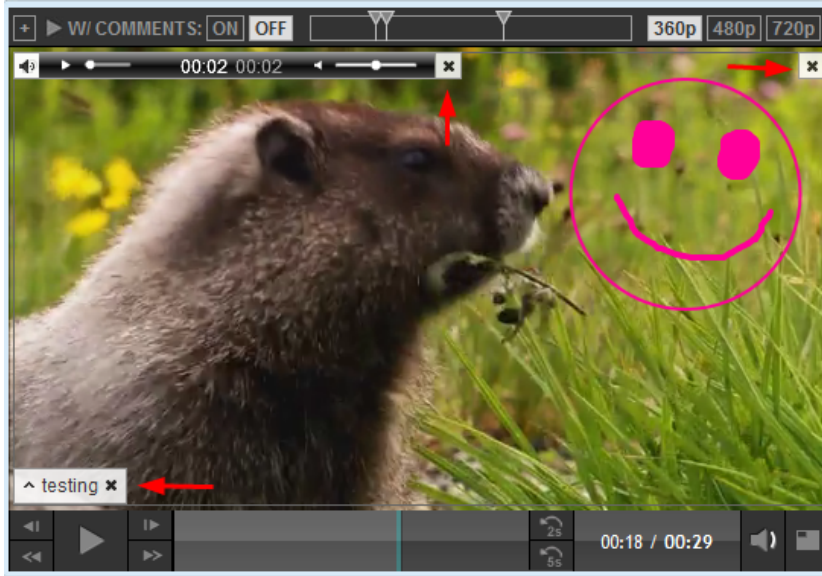


- It will be indicated at what point in the video comments were made.
- Select the time under the **<@>** column to see the comment in the video or select the icon in the **Comments** column.



- Comments can be left in the form of a text, audio, video, or a drawing.

8. After viewing a comment, you may close the comment by clicking the “x” next to it.



9. You may filter out comments left by the instructor and peers.  
**Please be aware peer feedback is only available if the instructor permits it when setting up the comment section in the rubrics.**